



aluminum flat belt **PULLEYS**



Macadam Aluminum & Bronze Co. manufactures a full line of aluminum flat belt and V-groove pulleys in standard sizes. These are multi-use pulleys generally found in conveying applications like plywood manufacturing, grain transport and the loading of raw materials.

Aluminum flat belt pulleys feature 356 aluminum alloy for 40% lighter weight on most sizes, lathe machined I.D. and O.D. for absolute concentric operation, maximum belt contact with less wear, and are easier to assemble for proper belt tracking and alignment.



***OVER 60 YEARS OF QUALITY & SERVICE
PRODUCING NON-FERROUS CASTINGS.***

ALUMINUM • BRASS • COPPER • BRONZE

SAND CASTING • PERMANENT MOLDS • AUTOMATIC MOLDING EQUIPMENT

**1255 N. Columbia • P.O. Box 17359 • Portland, Oregon 97217
Telephone: 503-285-0331 • Toll Free: 800-275-3108 • Fax: 503-285-7448**

BOLT SPECIFICATIONS FOR SPLIT PULLEYS

4" thru 8-1/2" diameter

4 each 5/16 x 1-1/2 NC pltd cap screw & nut

9-1/2" thru 10" diameter

4 each 3/8 x 1-1/2 NC pltd cap screw & nut

11" thru 16" diameter

8 each 3/8 x 1-1/2 NC pltd cap screw & nut

Self-locking nuts may be used on all pulleys if specified

4" diameter pulleys may be counterbored and tapped to accept 4 each 3/8 x 1-1/4 NC socket cap screws

TOLERANCES

Face width is 1/2" above nominal size + 1/8, 0

Diameter tolerance is ± 1/32

Bore tolerance for split pulleys + .000-.005

Bore tolerance for solid pulleys + .002-.000

Bore tolerance for solid pulleys for bearings + .000-.001

Concentricity between OD and bore ± .005

CROWN SPECIFICATIONS

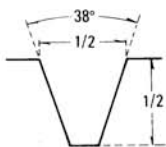
Single Crown—.027" drop per inch from center

Double Crown—.054" drop per inch from center

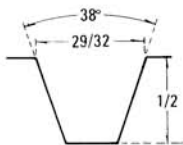
Flat Face Available

GROOVE SPECIFICATIONS

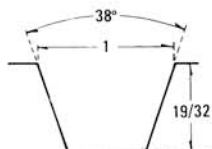
(cross sectional areas)



A-Groove



B-Groove



C-Groove

Grooves are for belt tracking purposes only, and are not intended for drive purposes.

PULLEY SIZES

MAXIMUM BORE DIAMETERS

Diameter	Nominal Width	Minimum Width	Bore Length	PLAIN		KEYWAY & SS		Bushings or Bearings	Approx. Weight Lbs.	
				Split	Solid	Split	Solid			
∅ 3.5"	4.0"	1.0"	4.5"	N.A.	3.0"	N.A.	2.0"	2.5"	4.0	
× 4.0"	4.0"	3.0"	2.875"	2.0"	3.0"	1.5"	2.5"	3.0"	3.75	
×	6.0"	4.0"	3.375"	2.0"	3.0"	1.5"	2.5"	3.0"	5.25	
×	8.0"	4.0"	3.375"	2.0"	3.0"	1.5"	2.5"	3.0"	6.5	
× 4.5"	4.0"	3.0"	3.375"	2.0"	3.25"	1.5"	2.75"	3.25"	5.5	
∅ 5.0"	4.0"	3.0"	3.375"	2.0"	2.0"	1.4375	2.0"	2.0"	3.25	
6.0"	2.0"	1.0"	2.5"	2.0"	2.0"	1.4375	2.0"	2.0"	5.0	
	3.0"	1.00"	3.375"	2.0"	2.0"	1.4375	2.0"	2.0"	5.5	
∅	4.0"	SOLID 1.0" SPLIT 3.0"	3.375"	2.5"	2.5"	2.0"	2.5"	2.5"	6.0	
∅	5.0"	3.0"	3.375"	2.5"	2.5"	2.0"	2.5"	2.5"	7.0	
∅	6.0"	3.0"	3.375"	2.5"	4.5"	2.0"	4.0"	4.0"	8.0	
∅	8.0"	3.0"	3.375"	2.5"	2.5"	2.0"	2.5"	2.5"	8.5	
∅	10.0"	3.0"	3.375"	2.5"	2.5"	2.0"	2.5"	2.5"	11.75	
+∅	12.0"	SOLID 12.0" SPLIT 10.0"	SOLID 14.25" SPLIT 8.5"	2.0"	3.5"	1.25"	2.5"	3.0"	14.0	
6.5"	2.25"	1.0"	2.5"	2.0"	2.0"	1.5"	2.0"	2.0"	7.0	
∅	4.5"	1.0"	3.375"	2.25"	2.25"	1.75"	2.25"	2.25"	8.5	
7.5"	2.5"	1.0"	3.375"	N.A.	2.5"	N.A.	1.5"	2.5"	7.5	
√	8.0"	1.0"	2.75"	2.75"	2.75"	2.5"	2.75"	2.75"	6.75	
	3.0"	1.0"	3.375"	3.0"	3.0"	3.0"	3.0"	3.0"	7.0	
	4.0"	2.0"	3.375"	3.0"	3.0"	3.0"	3.0"	3.0"	9.75	
	5.0"	2.0"	3.375"	3.0"	4.5"	3.0"	4.0"	4.5"	10.0	
	6.0"	2.0"	3.375"	3.0"	3.0"	3.0"	3.0"	3.0"	10.0	
	8.0"	2.0"	3.375"	3.75"	3.75"	3.5"	3.75"	3.75"	15.5	
	10.0"	2.0"	3.375"	3.0"	3.0"	2.25"	2.25"	3.0"	18.0	
	12.0"	12.0"	12.0"	N.A.	4.0"	N.A.	4.0"	4.0"	40.0	
8.5"	2.25"	1.0"	2.25"	2.5"	2.5"	2.25"	2.5"	2.5"	7.0	
	4.5"	2.0"	3.375"	2.5"	2.5"	2.25"	2.5"	2.5"	9.0	
9.5"	4.0"	1.0"	3.375"	2.5"	2.5"	2.25"	2.5"	2.5"	9.5	
9.625"	4.0"	3.0"	3.375"	2.75"	2.75"	1.5"	2.75"	2.75"	10.0	
√	10.0"	1.0"	3.375"	4.0"	4.0"	3.75"	4.0"	4.0"	13.0	
	5.0"	1.0"	3.375"	4.0"	4.0"	3.75"	4.0"	4.0"	14.0	
	6.0"	1.0"	3.375"	4.0"	4.0"	3.75"	4.0"	4.0"	16.25	
	8.0"	1.0"	3.375"	4.0"	4.0"	3.75"	4.0"	4.0"	18.25	
	10.0"	1.0"	3.5"	4.0"	4.0"	3.75"	4.0"	4.0"	21.0	
11.0"	6.0"	2.0"	3.375"	4.0"	4.0"	3.75"	4.0"	4.0"	19.0	
√	12.0"	4.0"	2.0"	3.375"	3.75"	3.75"	3.5"	3.75"	3.75"	17.0
	5.0"	2.0"	3.375"	3.75"	4.5"	3.5"	3.5"	4.5"	19.75	
	6.0"	2.0"	3.375"	3.75"	3.75"	3.5"	3.75"	3.75"	21.5	
	8.0"	2.0"	3.375"	3.75"	3.75"	3.5"	3.75"	3.75"	29.0	
	10.0"	2.0"	3.375"	3.75"	3.75"	3.5"	3.75"	3.75"	32.0	
	12.0"	2.0"	3.375"	3.75"	3.75"	3.5"	3.75"	3.75"	36.0	
√	14.0"	4.0"	2.0"	3.375"	3.75"	3.75"	3.5"	3.75"	3.75"	23.0
	6.0"	2.0"	3.375"	2.75"	2.75"	2.5"	2.5"	2.75"	26.5	
	8.0"	2.0"	3.375"	3.75"	3.75"	3.5"	3.75"	3.75"	30.0	
	12.0"	2.0"	3.375"	3.75"	3.75"	3.5"	3.75"	3.75"	35.0	
√ 16.0"	6.0"	2.0"	3.375"	4.5"	4.25"	4.5"	4.5"	4.5"	41.0	

Comments:

× Split requires 8 face holes
∅ Split requires 4 face holes

√ A, B, or C Groove available
+ Split in 4 pieces

CAST ALUMINUM HAND WHEELS

Diameter	Bore Length	Maximum Bore	Spoke Count	Approx. Wt. Lbs.
7.0"	1.0"	1.0"	3	2.0
8.0"	1.0"	1.0"	3	2.5
10.0"	1.0"	1.0"	3	3.5
12.0"	1.0"	1.0"	4	4.75
14.0"	1.0"	1.0"	4	6.0
Handles				.25

OPTIONAL MACHINE SHOP SERVICE

Keyway
Set Screw
2nd Set Screw
Face off

Precision Bearing Bore
Install Bearing
Install Bushings
Split Bronze-Brass Bushings

Split Pulley w/Bolts-Nuts
Allen Head Cap Screws (4.0" dia. only)
Grease Groove & Zerk
Counter Bore
Face Holes (set of 4)

PRICE LIST

SIZE DIAMETER x FACE WIDTH	RECOGNIZED NON STOCK DIST.	SUGGESTED RESALE	USER	SIZE DIAMETER x FACE WIDTH	RECOGNIZED NON STOCK DIST.	SUGGESTED RESALE	USER
	PLEASE CALL FOR QUOTE				PLEASE CALL FOR QUOTE		
3 1/2" x 4" (A)				8 1/2" x 6"			
4" x 3"				9 1/2" x 4"			
4" x 4"				9 5/8" x 4"			
4" x 5"				10" x 3"			
4" x 6"				10" x 4"			
4" x 8"				10" x 5"			
4 1/2" x 4"				10" x 6"			
5" x 4" (A)				10" x 8" (B)			
5" x 12" SPLIT				10" x 10"			
6" x 2"				10" x 12"			
6" x 3"				11" x 6"			
6" x 4"				12" x 3"			
6" x 5"				12" x 4"			
6" x 6"				12" x 5"			
6" x 8"				12" x 6"			
6" x 10"				12" x 8"			
6" x 12"				12" x 10"			
6 1/2" x 2 1/4"				12" x 12"			
6 1/2" x 4 1/2" (A)				14" x 4"			
7 1/2" x 2 1/2"				14" x 6"			
8" x 2"				14" x 8"			
8" x 3"				14" x 12"			
8" x 4"				16" x 3"			
8" x 5"				16" x 4"			
8" x 6"				16" x 6" (B)			
8" x 8"				16" x 8"			
8" x 10"							
8" x 12"							
8 1/2" x 2 1/4"							
8 1/2" x 4 1/2"							

NOTE: (A) SPLIT REQUIRES HOLES
(B) A, B OR C GROOVE AVAILABLE

NOTE: PRICES SHOWN INCLUDE FRACTIONAL
BORE AND O.D. TO SIZE. FOR
"AS CAST" PULLEYS DEDUCT 10%.

CAST PULLEY EXTRAS PER PULLEY

OPTION	RECOGNIZED NON STOCK DIST.	SUGGESTED RESALE	USER
--------	-------------------------------	---------------------	------

KEYWAY (EACH)
 SET-SCREW (EACH)
 FACE OFF (NON STD. LENGTH)
 PRECISION BRG. BORE
 INSTALL BEARING
 INSTALL BUSHING
 SPLIT PULLEY (W/BUSHING)
 SPLIT PULLEY, PLAIN (W/BOLTS/NUTS)
 *ALLEN HEAD CAP SCREWS
 GREASE GROOVE (W/ZERK)
 COUNTER BORE
 FACE HOLES (SET OF 4)
 LOCKING NUTS (EACH PULLEY)
 A, B OR C GROOVE
 ZERK ONLY
 SPECIAL CROWN
 DOUBLE CROWN

PLEASE CALL FOR QUOTE

* FOR 4 INCH DIAMETER ONLY.



***OVER 60 YEARS OF QUALITY & SERVICE
 PRODUCING NON-FERROUS CASTINGS.***

ALUMINUM • BRASS • COPPER • BRONZE

SAND CASTING • PERMANENT MOLDS • AUTOMATIC MOLDING EQUIPMENT

**1255 N. Columbia • P.O. Box 17359 • Portland, Oregon 97217
 Telephone: 503-285-0331 • Toll Free: 800-275-3108 • Fax: 503-285-7448**